

Scorecard: How to Improve your CDCP Outcomes Rate

Association for Community and Continuing Education

2014 Annual Conference

Beverly Heasley

Mt. San Antonio College

Overview

- What is the Scorecard?
- CDCP and MIS
- Review of MIS data elements that impact the scorecard
- The Mt. SAC process for data collection and reporting
- Getting Started
- Troubleshooting data errors
- Resources/Q&A

What is the Scorecard?

- Previously known as ARCC (Accountability Reporting for the Community Colleges)
- Redesigned as the Scorecard, first published in 2013
- Common set of metrics with a goal to increase transfers, degrees and certificate attainment
- Data is reported by gender, age, ethnicity

Sample Scorecard

Mt. San Antonio College

[Click here to select a different college](#)

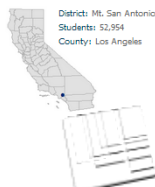
PROFILE | PERSISTENCE | 30 UNITS | COMPLETION | REMEDIAL | CAREER TECHNICAL EDUCATION

College Profile

Description of the student population and course sections offered in 2011-12

STUDENT INFORMATION		OTHER INFORMATION	
Students		Full Time Equivalent Students	28,701.7
GENDER		Credit Sections	6,302
Female	52.1%	Non-Credit Sections	2,383
Male	45.4%	Median Credit Section Size	31
Unknown	2.5%	Percentage of Full-Time Faculty	58.4%
ETHNICITY/RACE			
African American	4.4%		
American Indian/Alaska Native	0.2%		
Asian	17.3%		
Filipino	3.6%		
Hispanic	50.7%		
Pacific Islander	0.4%		
White	13.3%		
Two or more Races	1.8%		
Unknown	8.3%		
AGE			
Less than 20 years old	36.1%		
20 to 24 years old	29.5%		
25 to 49 years old	24.1%		
50 or more years old	10.2%		
Unknown	5.1%		

Mt. San Antonio College, founded in 1946, is among the largest of California's community colleges. In the city of Walnut, the college serves nearly 20 communities and a million residents in the San Gabriel Valley. The college offers many degrees and certificate programs and has earned statewide and national distinction in a number of disciplines. The growth of the college has mirrored that of the local area. The college is part of the Mt. San Antonio College District.



[View CDEP \(Non-credit\)](#)
[Career Development/College Preparation](#)

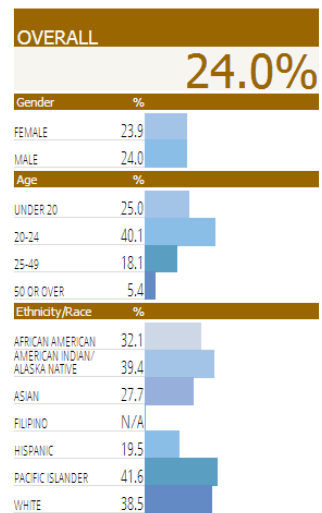
[View Printable Scorecard Reports:](#)
[Current Year](#) [Five Year](#)

Mt. San Antonio College

PROFILE | CAREER DEVELOPMENT AND COLLEGE PREPARATION

Career Development and College Preparation (Non-credit)

Percentage of students tracked for six years through 2011-12 who started in a Career Development and College Preparation course and completed a certificate, degree or transfer related outcomes.

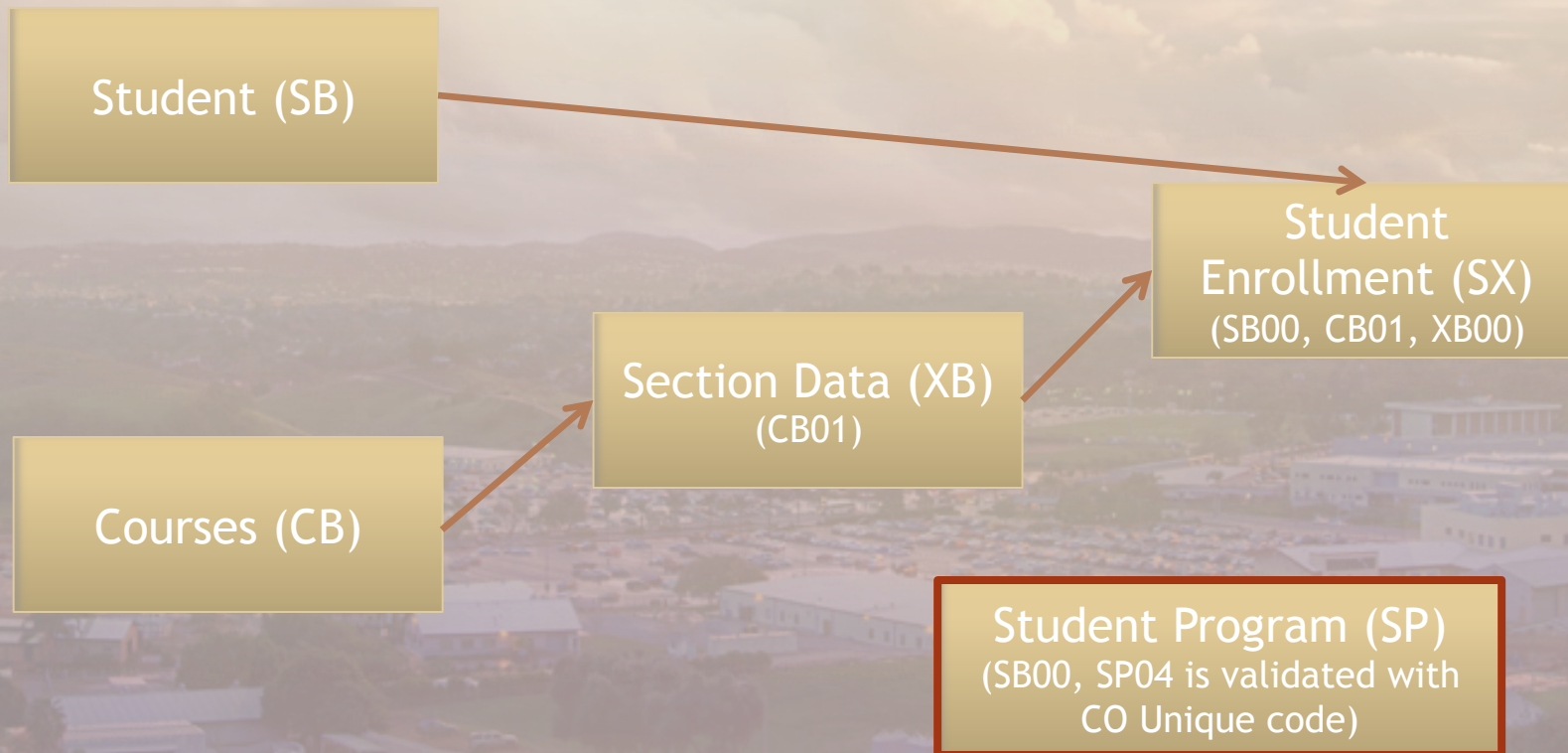


0%: Cohort with no students attaining an outcome
N/A: Cohort has no students

Scorecard, CDCP and MIS

- CDCP completion rate is based on MIS submission to the CCCCCO.
- CDCP Completion Rate: The percentage of students who attempt two or more CDCP courses, with a minimum of 4 attendance hours in each of those courses, within three years and have one of the following outcomes within six years of entry:
 - CDCP Certificate
 - Earned AA/AS degree
 - Transfer to a four-year institution
 - “Transfer prepared” (student successfully completed 60 UC/CSU transferable units with a GPA of at least 2.0)

MIS 101 - Overview



MIS 101 - Student Basic (SB)

- Due each term, within one month after the end of each term. (except Winter, which can be submitted at the same time as Spring data)
- Scorecard Impacts:
 - SSN/Student Identifier (SB00)
 - Gender (SB04)
 - Age (SB03)
 - Ethnicity (SB05)


MIS 101 - Course Basic (CB)

- Scorecard impacts
 - Identification of CDCP courses
 - Identification of CDCP students for SX (Student Enrollment data) - SX is the basis of the cohort


MIS 101 - Course Basic (CB)


- Course Control Number(CB00) - generated by the Chancellor's Office. Can verify prior to submission at curriculum.cccco.edu
- Course TOP Code - (CB03) - matches the TOPS code submitted and reflected at curriculum.cccco.edu
- Course Credit Status (CB04) - 'N' noncredit
- Course noncredit category (CB22) -Course Program Status (CB24) - indicates whether the noncredit course is a part of a sequence of courses or programs that results in a certificate of completion or competency.
- Course Classification Status (CB11)


Curriculum Report Sample

**CCC Curriculum Inventory**[Sign In]

Home Search **Reports**


California Community Colleges
Chancellor's Office




**CCC Curriculum Inventory**

Home Search **Reports**

Public Reports

- [Programs Report](#)
- **[Courses Report](#)**



Courses Report


Filter

Select a college(s) and the type of filter(s) you would like to apply to the data, then click on "View Report".

College(s): <ul style="list-style-type: none"><input type="checkbox"/> MODESTO<input type="checkbox"/> MONTEREY PENINSULA<input type="checkbox"/> MOORPARK<input type="checkbox"/> MORENO VALLEY<input checked="" type="checkbox"/> MT. SAN ANTONIO<input type="checkbox"/> MT. SAN JACINTO<input type="checkbox"/> NAPA VALLEY	Credit Status: <div>Noncredit</div>	Discipline / TOP Code (Alpha): <div>[All]</div>	Discipline / TOP Code (Numeric): <div>[All]</div>
--	---	--	--

View Report

[Export to Excel](#)


Mt. San Antonio College

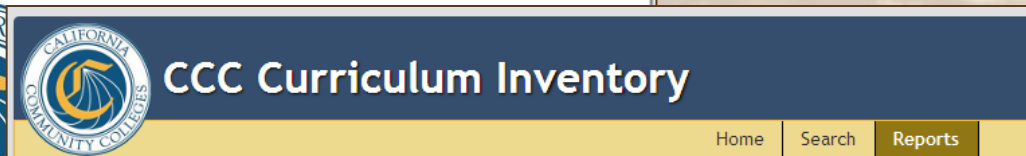
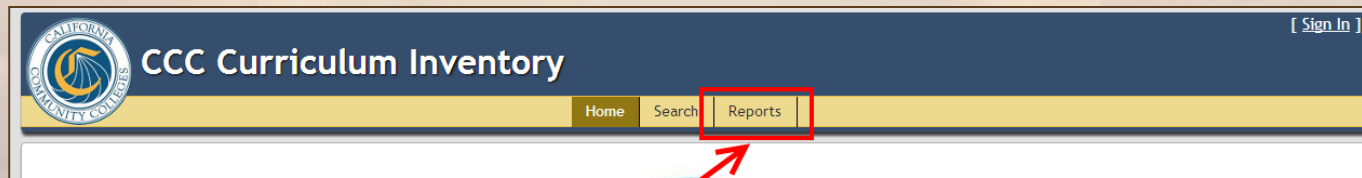
Curriculum Report Sample

Export to Excel																		
Row	College	CB00	CB01	CB02	CB03	CB04	CB05	CB06	CB07	CB08	CB09	CB10	CB11	CB21	CB22	CB23	CB24	Status
1	MT. SAN ANTONIO	CCC000392462	BS ABE01	Career Informatio...	493062	N	C			B	E	N	K	Y	C	Y	1	Active
2	MT. SAN ANTONIO	CCC000408382	BS ABE02	Adult Basic Education	493060	N	C			B	E	N	L	D	C	Y	1	Active
3	MT. SAN ANTONIO	CCC000423533	BS ABE03	Adult Basic Ed.	493060	N	C			B	E	N	K	Y	C	Y	1	Active
4	MT. SAN ANTONIO	CCC000396411	BS ABE04	Guidance/... Spec Prog	493060	N	C			B	E	N	K	Y	C	Y	1	Active
5	MT. SAN ANTONIO	CCC000411629	BS ABE05	Career Developme...	493060	N	C			B	E	N	K	Y	C	Y	1	Active
6	MT. SAN ANTONIO	CCC000384244	BS ABE06	Basic Skills Foundation	493062	N	C			B	E	N	K	Y	C	Y	1	Active
7	MT. SAN ANTONIO	CCC000400059	BS ABE07	Re-Entry Work Skills	493062	N	C			B	E	N	K	Y	C	Y	1	Active
8	MT. SAN ANTONIO	CCC000405389	BS CNSL5	Career/Life Planning	493060	N	C			N	E	N	K	Y	J	Y	1	Active
9	MT. SAN ANTONIO	CCC000525292	BS GEDMA	GED Preparation - Mathematics	493062	N	C			B	E	N		C	C	Y	1	Active
10	MT. SAN ANTONIO	CCC000525293	BS GEDRD	GED Prep - Language Arts, Reading	493062	N	C			B	E	N		C	C	Y	1	Active

MIS 101 - Student Program (SP)

- Scorecard Impact
 - Records certificate completion for the Scorecard
- SB00 record is included in the file

Programs Report Sample



Programs Report

Filter

Select a college(s) and the type of filter(s) you would like to apply to the data, then click on "View Report".

College(s):

- ☐ MONTEREY PENINSULA
- ☐ MOORPARK
- ☐ MORENO VALLEY
- ☒ MT. SAN ANTONIO
- ☐ MT. SAN JACINTO
- ☐ NAPA VALLEY
- ☐ NORCO

Discipline / TOP Code (Alpha):

[All]

Discipline / TOP Code (Numeric):

[All]

Program Award:

Noncredit Program

Certificate or Diploma:

[All]

View Report

Export to Excel

Programs Report Sample

Export to Excel											
Row	College	Control #	Title	TOP Code	Program Goal	Program Award	Year Approved	Cert Units	Major Units	Total	Status
1	MT. SAN ANTONIO	24089	Accounting - Bookkeeping	050200			2010	0	0	0	Active
2	MT. SAN ANTONIO	24246	Accounting - Computerized	050200			2010	0	0	0	Active
3	MT. SAN ANTONIO	24074	Accounting - Payroll	050200			2010	0	0	0	Active
4	MT. SAN ANTONIO	24061	Administrative Assistant - Level 1	051400			2010	0	0	0	Active
5	MT. SAN ANTONIO	24066	Administrative Assistant - Level 2	051400			2010	0	0	0	Active
6	MT. SAN ANTONIO	31598	Adult High School Diploma	493062			2012	0	0	0	Active
7	MT. SAN ANTONIO	30805	Basic Career Readiness	493060			2012	0	0	0	Active
8	MT. SAN ANTONIO	24058	Basic Skills Certificate of Competency	493000			2010	0	0	0	Active
	MT. SAN ANTONIO		Business Management - Level 1								

Mt. SAC Process

- Certificates are posted as students complete the program. Noncredit maintains a listing of students that they have awarded throughout the year.
- At the end of the year, noncredit provides this listing to IT for verification that all awards have been included in the file.
- Noncredit and IT partner throughout the process to ensure that all SP awards are counted.

Getting Started

- Determine coding for data collection - use standard MIS data elements or crosswalk
- Determine who or what process will post awards
- Determine how awards will be tracked throughout the year
- Reach out to the area that submits MIS data for your organization
- Determine who will audit SP for noncredit (functional or technical)
- Start early!

Troubleshooting Data - Field Checks

- Checks that the value is valid for the data element
- Example
 - Gender values are
 - F - Female
 - M - Male
 - X - Unknown/non-respondent
 - A 'Z' value would be rejected as it is not defined in the Data Element Dictionary

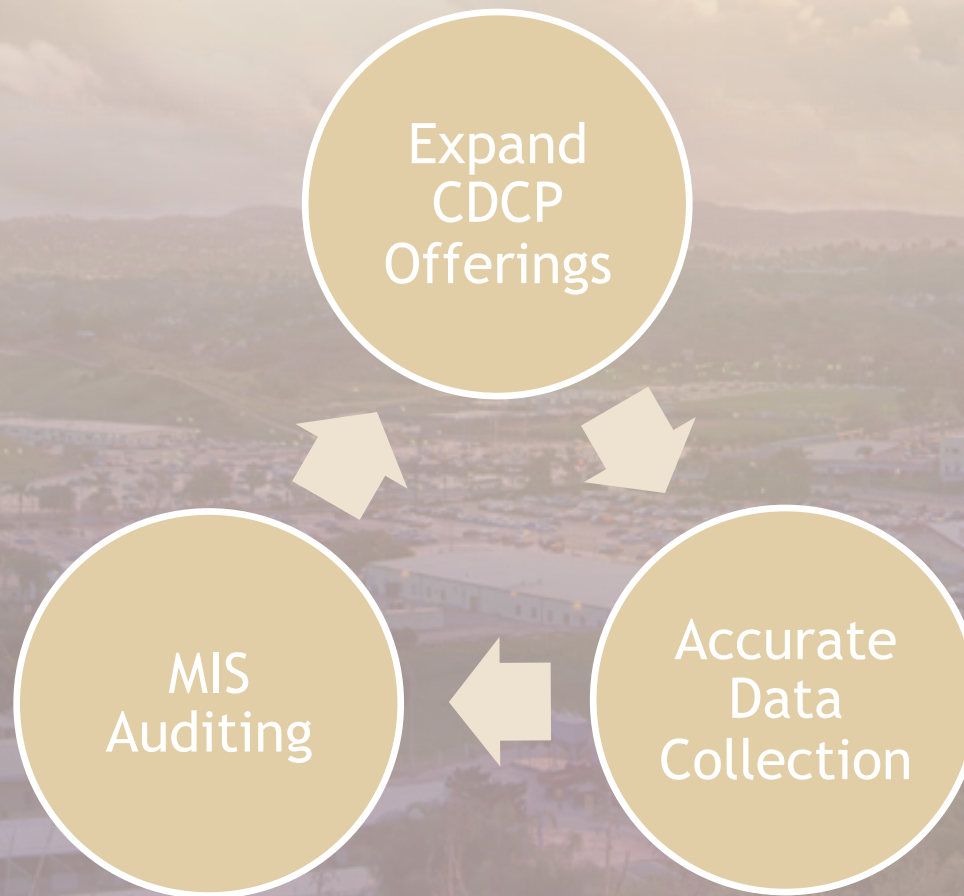
Troubleshooting Data - Integrity Checks

- Checks that the data is logical and matches other MIS submissions
- Example
 - Submitting an SX (student enrollment) or SP (student program) record for a student that has not been included in SB (student basic) submission

Troubleshooting Data - Verify the data

- Verifying that data is complete.
 - All awards are included in SP
 - Accidental awards
 - Students that may have an award posted by accident if using a manual process
 - Students that have earned an award but it has not been posted on their record

Improving CDCP Rates





Questions?